





# Office of Billing Compliance 2015 Coding, Billing and Documentation Program

## Department of Otolaryngology



# 2015 Code Changes



# ENT NEW CODES

## Endoscopic Zenker's Diverticulum (43180).

- 43180 Esophagoscopy, rigid, transoral with diverticulectomy of hypopharynx or cervical esophagus (eg, Zenker's diverticulum), with cricopharyngeal myotomy, includes use of telescope or operating microscope and repair, when performed
- **Deletion of three Eustachian tube codes (69400, 69401, and 69405).**
  - 69400 Eustachian tube inflation, transnasal; with catheterization
  - 69401 Eustachian tube inflation, transnasal; without catheterization
  - 69405 Eustachian tube catheterization, transtympanic
- To report the work of 69400 or 69405 an unlisted code, 69799, is recommended. For 69401, the appropriate E/M code is recommended.

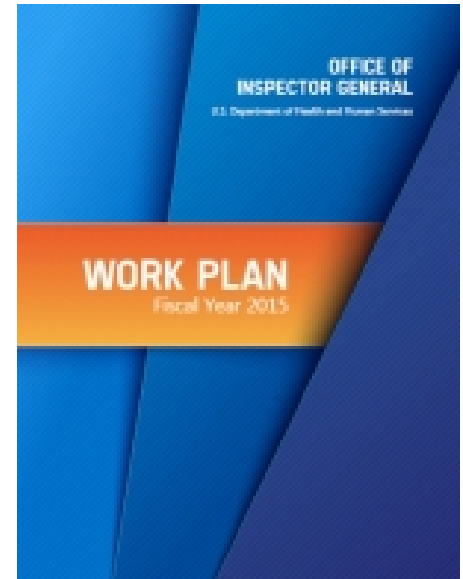
# HOT TOPICS IN COMPLIANCE 2015

## Documentation in the EHR - EMR

# Volume of Documentation vs Medical Necessity

Annually OIG publishes its "targets" for the upcoming year. Included is EHR Focus and for practitioners could include:

**Pre-populated Templates and Cutting/Pasting Documentation containing inaccurate or incomplete or not provided information in the medical record**



- **REMEMBER:** More volume is not always better in the medical record, especially in the EMR with potential for cutting/pasting, copy forward, pre-defined templates and pre-defined E/M fields. Ensure the billed code is reflective of the actual service provided on the DOS only.


# General Principals of Documentation

- **All documentation must be legible to all readers.** Illegible documents are considered not medically necessary if it is useless to provide a continuum of care to a patient by all providers. Documentation is for the all individuals not just the author of the note.
- Per the Centers for Medicare and Medicaid services (CMS) practitioners are expected to complete the documentation of services "during or as soon as practicable after it is provided in order to maintain an accurate medical record."
  - CMS does not provide any specific period, but a reasonable expectation would be no more than a couple of days away from the date of service.
  - Until the practitioner completes the documentation for a service, including signature, the practitioner cannot submit the service to Medicare. Medicare states if the service was not documented, then it was not done, and this includes a signature.
- An addendum to a note should be dated and timed the day the information is added to the medical record and only contain information the practitioner has direct knowledge is true and accurate.

# Inpatient, Outpatient and Consultations

## Evaluation and Management E/M

### Documentation and Coding



# New vs Established Patient for E/M

## *Outpatient Office and Preventive Medicine*

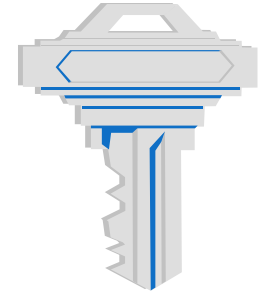
<https://questions.cms.gov/faq.php?id=5005&faqId=1969>

### **What is the definition of "new patient" for billing E/M services?**

- “New patient” is a patient who has not received any professional services, i.e., E/M service or other face-to-face service (e.g., surgical procedure) from the physician or physician group practice (same physician specialty) within the previous three years.
- An interpretation of a diagnostic test, reading an x-ray or EKG etc., (billed with a -26 modifier ) in the absence of an E/M service or other face-to-face service with the patient does not affect the designation of a new patient.



# E/M Key Components



- **History (H)** - Subjective information
- **Examination (E)** - Objective information
- **Medical Decision Making (MDM)** – The assessment, plan and patient risk

The billable service is determined by the combination of these 3 key components.

- All 3 Key Components are required to be documented for all E/M services.
- For coding the E/M level
  - New OP and initial IP require all 3 components to be **met or exceeded** and
  - Established OP and subsequent IP require 2 of 3 key components to be **met or exceeded and one must be MDM.**

When downcoded for “medical necessity” on audit,  
it is often determined that documented H and E exceeded what was deemed “necessary” for the visit (MDM.)

# Elements of an E/M History

The extent of information gathered for history is dependent upon clinical judgment and nature of the presenting problem.

Documentation of the patient's history includes some or all of the following elements:

- Chief Complaint (**CC**) and History of Present Illness (**HPI**) are required to be documented for every patient for every visit

## **WHY IS THE PATIENT BEING SEEN TODAY**

- Review of Systems (**ROS**)
- Past Family, Social History (**PFSH**)

# History of Present Illness (HPI)

A KEY to Support Medical Necessity to in addition to MDM

- HPI is chronological description of the development of the patient's **present illness or reason for the encounter** from the first sign and/or symptom or from the previous encounter to the present or the status of chronic conditions being treated at this visit.
  - The HPI must be performed and documented by the billing provider in order to be counted towards the level of service billed.

**Focus upon present illness or reason for the visit!**

- HPI drivers:
  - Extent of PFSH, ROS and physical exam performed
- **NEVER DOCUMENT PATIENT HERE FOR FOLLOW-UP WITHOUT ADDITIONAL DETAILS OF REASON FOR FOLLOW-UP. This would not qualify as a CC or HPI.**

# HPI

- Status of chronic conditions being managed at visit
  - Just listing the chronic conditions is a medical history
    - Their status must be addressed for HPI coding

**OR**

- Documentation of the HPI applicable elements relative to the diagnosis or signs/symptoms being managed at visit
  - Location
  - Quality
  - Severity
  - Duration
  - Timing
  - Context
  - Modifying factors
  - Associated signs and symptoms

# Review of Systems (ROS)

- Constitutional
- Eyes
- Respiratory
- Ears, nose, mouth, throat
- Cardiovascular
- Musculoskeletal
- Gastrointestinal
- Genitourinary
- Psychiatric
- Integumentary
- Neurologic
- Allergy/Immunology
- Endocrine
- Hematologic/Lymphatic

ROS is an inventory of specific body systems in the process of taking a history from the patient. The ROS is designed to bring out clinical symptoms which the patient may have overlooked or forgotten. In theory, the ROS may illuminate the diagnosis by eliciting information which the patient may not perceive as being important enough to mention to the physician relative to the reason for the visit.

# ROS

**Tip:** There are no specific rules about how much to ask the patient about each system. This is left up to the discretion of the individual practitioner.

**Tip:** It is not necessary that the physician personally perform the ROS. It is acceptable to have staff record the *ROS* or the patient fill out an *ROS* questionnaire. However, the physician **MUST** review the information and comment on pertinent findings in the body of the note. In addition the physician should initial the *ROS* questionnaire and maintain the form in the chart as a permanent part of the medical record and note review of the form in the note.

**Tip:** You **DO NOT** need to re-record a ROS if there is an earlier version available on the chart. It is acceptable to review the old ROS and note any changes. The practitioner must note the date and location of the previous ROS and comment on any changes in the body of the current note.

**Tip:** The ROS may be recorded separately or may be documented within the HPI.

# Past, Family, and/or Social History (PFSH)

- **Past history:** The patient's past medical experience with illnesses, surgeries, & treatments. May also include review of current medications, allergies, age appropriate immunization status
- **Family history:** May include a review of medical events in the patient's family, such as hereditary diseases, that may place a patient at risk or Specific diseases related to problems identified in the Chief Complaint, HPI, or ROS
- **Social history:** May include age appropriate review of past and current activities, marital status and/or living arrangements, use of drugs, alcohol or tobacco and education.

Record Past/Family/Social History (PFSH) appropriately considering the clinical circumstance of the encounter. Extensive PFSH is unnecessary for lower-level services. **Don't use the term "non-contributory" for coding a level of E/M**

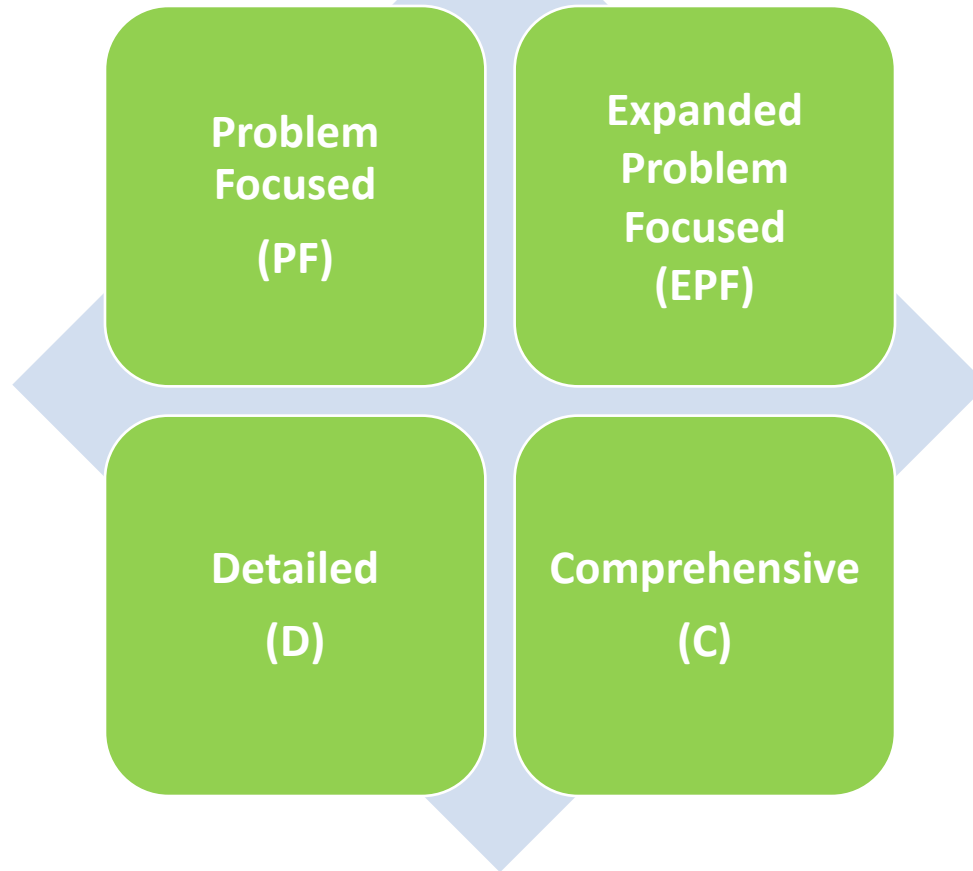
# Past, Family, and/or Social History (PFSH)

- **Tip:** Some follow-up encounters DO NOT require a review of the PFSH including 99212, 99213 and subsequent hospital visits. 99214 requires only 1 element to be reviewed and recorded.
- **Tip:** You DO NOT need to re-record a PFSH if there is an earlier version available on the chart. It is acceptable to review the old PFSH and note any changes. You must note the date and location of the previous PFSH and comment on any changes in the information since the original PFSH was recorded.
- **Tip:** Staff can record and document the PFSH or the patient can fill out a PFSH questionnaire. However, the physician MUST state that he or she reviewed the information and comment on pertinent findings in the body of the note. In addition the physician should initial the PFSH questionnaire and maintain the form in the chart as a permanent part of the medical record.
- **Tip:** It only requires ONE element from EACH component of PFSH to qualify for a complete PFSH. There is no need to overload the documentation with superfluous information which may not be clinically relevant.
- **Tip:** The PFSH may be recorded separately or may be documented within the HPI.



# Examination

## 4 TYPES OF EXAMS



# Coding 1995: Physical Exam

## BODY AREAS (BA):


- Head, including face
- Neck
- Chest, including breast and axillae
- Abdomen
- Genitalia, groin, buttocks
- Back, including spine
- Each extremity

## CODING ORGAN SYSTEMS (OS):

- Constitutional/General
- Eyes
- Ears/Nose/Mouth/Throat
- Respiratory
- Cardiac
- GI
- GU
- Musculoskeletal
- Skin
- Neuro
- Psychiatric
- Hematologic/Lymphatic

# 1997 Sub-Specialty Physical Exam

- Cardiovascular
- Musculoskeletal
- **Ears, Nose, Mouth and Throat**
- Neurological
- Eyes
- Skin
- Psychiatric
- Genitourinary (Female) (Male)
- Respiratory
- Hematologic / Lymphatic / Immunologic
- General Multi-system Exam



## Head and Face

- Inspection of head and face (eg, overall appearance, scars, lesions and masses)
- Palpation and/or percussion of face with notation of presence or absence of sinus tenderness
- Examination of salivary glands
- Assessment of facial strength

**Eyes**  Test ocular motility including primary gaze alignment

## Ears, Nose, Mouth, Throat

- Ooscopic examination of external auditory canals and tympanic membranes including pneumo-otoscopy with notation of mobility of membranes
- Assessment of hearing with tuning forks and clinical speech reception thresholds (eg, whispered voice, finger rub)
- External inspection of ears and nose (eg, overall appearance, scars, lesions and masses)
- Inspection of nasal mucosa, septum and turbinates
- Inspection of lips, teeth and gums
- Examination of oropharynx: oral mucosa, hard and soft palates, tongue, tonsils and posterior pharynx (eg, asymmetry, lesions, hydration of mucosal surfaces)
- Inspection of pharyngeal walls and pyriform sinuses (eg, pooling of saliva, asymmetry, lesions)
- Examination by mirror of larynx including the condition of the epiglottis, false vocal cords, true vocal cords and mobility of larynx (Use of mirror not required in children)

**Neck**  Examination of neck (eg, masses, overall appearance, symmetry, tracheal position, crepitus)

Examination of thyroid (eg, enlargement, tenderness, mass)

## Respiratory

- Inspection of chest including symmetry, expansion and/or assessment of respiratory effort (eg, intercostal retractions, use of accessory muscles, diaphragmatic movement)
- Auscultation of lungs (eg, breath sounds, adventitious sounds, rubs)

## Cardiovascular

- Auscultation of heart with notation of abnormal sounds and murmurs
- Examination of peripheral vascular system by observation(eg, swelling, varicosities)& palpation(eg, pulses, temperature, edema, tenderness)

**Lymphatic**  Palpation of lymph nodes in neck, axillae, groin and/or other location

## Neurological/Psychiatric

- Test cranial nerves with notation of any deficits
- Brief assessment of mental status including
- Orientation to time, place and person,
- Mood and affect (eg, depression, anxiety, agitation)

# 1995 and 1997 Exam Definitions

## Problem Focused (PF): 99231, 99212 or 99201

- '95: Limited exam of the affected body area or organ system. (1 BA/OS)
- '97=Specialty and GMS: 1-5 elements identified by bullet.

## Expanded Problem Focused (EPF): 99232, 99213 or 99202

- '95: Limited exam of affected BA/OS and other symptomatic/related OS. (2-7 BA/OS)
- '97=Specialty and GMS: At least 6 elements identified by bullet.

## Detailed (D): 99233, 99221, 99214 or 99203

- '95: Extended exam of affected BA/OS and other symptomatic/related OS.(2-7 BA/OS)
- '97=Specialty: At least 12 elements identified by bullet (9 for eye and psych)

## Comprehensive (C): 99222, 99223, 99215 or 99204 and 99205

- '95: General multi-system exam (8 or more organ systems) or complete single organ system (a complete single organ system is undefined by CMS).
- '97=Specialty: All elements with bullet in shaded areas and at least 1 in non-shaded area.

# Medical Decision Making (MDM)

**DOCUMENT EVERYTHING THAT EFFECTS YOUR SERVICE TODAY!!**

Exchange of clinically reasonable and necessary information and the use of this information in the clinical management of the patient

## Step 1:

- **Number of possible diagnosis and/or management options affecting today's visit. List each separate in A/P and address every diagnosis or management option from visit. Is the diagnosis and/or management options :**
  - "New" self-limiting: After the course of prescribed treatment is it anticipated that the diagnosis will no longer exist (e.g. otitis, poison ivy, ...)
  - New diagnosis with follow-up or no follow-up (diagnosis will remain next visit)
  - Established diagnosis that stable, worse, new,

## Step 2:

- **Amount and/or complexity of data reviewed, diagnostic tests, and/or other information that must be obtained, reviewed, and analyzed.**
  - Labs, radiology, scans, EKGs etc. reviewed or ordered
  - Review and summarization of old medical records or request old records
  - Independent visualization of image, tracing or specimen itself (not simply review of report)

## Step 3:

- **The risk of significant complications, morbidity, and/or mortality with the patient's problem(s), diagnostic procedure(s), and/or possible management options.**
  - # of chronic conditions and are they stable or exacerbated (mild or severe)
  - Rx's ordered or renewed. Any Rx toxic with frequent monitoring?
  - Procedures ordered and patient risk for procedure

Note: The 2 most complex elements out of 3 will determine the overall level of MDM

# MDM Step 1: # Dx & Tx Options

## Number of Diagnosis or Treatment Options – Identify Each That Effects Patient Care For The DOS

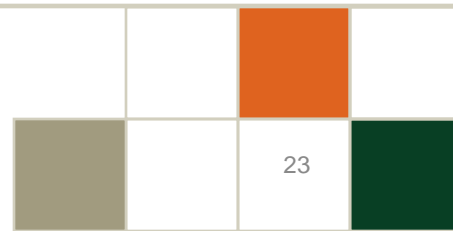
Problem(s) Status	Number	Points	Results
Self-limited or minor (stable, improved or worsening)	Max=2	1	
Est. Problem (to examiner) stable, improved		1	
Est. Problem (to examiner) worsening		2	
New problem (to examiner); no additional workup planned	Max=1	3	
New prob. (To examiner); additional workup planned		4	
<b>Total</b>			

1 POINT:  
E- 2,  
NEW-1,2  
IP Level 1

2 POINTS:  
E-3,  
NEW-3  
IP Level 1

3 POINTS:  
E-4,  
NEW-4  
IP Level 2

4 POINTS:  
E-5.  
NEW-5  
IP –Level 3



# MDM Step 2: Amt. & Complexity of Data

Amount and/or Complexity of Data Reviewed – Total the points		
REVIEWED DATA	Points	
Review and/or order of clinical lab tests	1	1 POINT: E- 2, NEW-1,2 IP Level 1
Review and/or order of tests in the radiology section of CPT	1	
Review and/or order of tests in the medicine section of CPT	1	
Discussion of test results with performing physician	1	2 POINTS: E-3, NEW-3 IP Level 1
Decision to obtain old records and/or obtain history from someone other than patient	1	
Review and summarization of old records and/or obtaining history from someone other than patient and/or discussion of case with another health care provider	2	3 POINTS: E-4, NEW-4 IP Level 2
Independent visualization of image, tracing or specimen itself (not simply review of report).	2	4 POINTS: E-5. NEW-5 IP –Level 3
<b>Total</b>		



# MDM Step 3: Risk Table for Complication

The risk of significant complications, morbidity, and/or mortality is based on the risks associated with the presenting problem(s), the diagnostic procedure(s), and the possible management options.

DG: Comorbidities/underlying diseases or other factors that increase the complexity of medical decision making by increasing the risk of complications, morbidity, and/or mortality should be documented.

Risk is assessed based on the risk to the patient between present visit and the NEXT time the patient will be seen by billing provider or risk for planned intervention.

	Presenting Problem	Diagnostic Procedure(s) Ordered	Management Options Selected
<b>Min Risk</b> E-2, New -1 or 2, IP -1	<ul style="list-style-type: none"> <li>One self-limited / minor problem</li> </ul>	<ul style="list-style-type: none"> <li>Labs requiring venipuncture</li> <li>CXR EKG/ECG UA</li> </ul>	<ul style="list-style-type: none"> <li>Rest Elastic bandages</li> <li>Gargles Superficial dressings</li> </ul>
<b>Low Risk</b> E-3, NEW-3 IP - 1	<ul style="list-style-type: none"> <li>2 or more self-limited/minor problems</li> <li>1 stable chronic illness (controlled HTN)</li> <li>Acute uncomplicated illness / injury (simple sprain)</li> </ul>	<ul style="list-style-type: none"> <li>Physiologic tests not under stress (PFT)</li> <li>Non-CV imaging studies (barium enema)</li> <li>Superficial needle biopsies</li> <li>Labs requiring arterial puncture</li> <li>Skin biopsies</li> </ul>	<ul style="list-style-type: none"> <li>OTC meds</li> <li>Minor surgery w/no identified risk factors</li> <li>PT, OT</li> <li>IV fluids w/out additives</li> </ul>
<b>Mod Risk</b> E-4, NEW-4 IP-2	<ul style="list-style-type: none"> <li>1 &gt; chronic illness, mod. Exacerbation, progression or side effects of treatment</li> <li>2 or more chronic illnesses</li> <li>Undiagnosed new problem w/uncertain prognosis</li> <li>Acute illness w/systemic symptoms (colitis)</li> <li>Acute complicated injury</li> </ul>	<ul style="list-style-type: none"> <li>Physiologic tests under stress (stress test)</li> <li>Diagnostic endoscopies w/out risk factors</li> <li>Deep incisional biopsies</li> <li>CV imaging w/contrast, no risk factors (arteriogram, cardiac cath)</li> <li>Obtain fluid from body cavity (lumbar puncture)</li> </ul>	<ul style="list-style-type: none"> <li>Prescription meds</li> <li>Minor surgery w/identified risk factors</li> <li>Elective major surgery w/out risk factors</li> <li>Therapeutic nuclear medicine</li> <li>IV fluids w/additives</li> <li>Closed treatment, FX / dislocation w/out manipulation</li> </ul>
<b>High Risk</b> E-5. NEW-5 IP -3	<ul style="list-style-type: none"> <li>1 &gt; chronic illness, severe exacerbation, progression or side effects of treatment</li> <li>Acute or chronic illnesses that may pose threat to life or bodily function (acute MI)</li> <li>Abrupt change in neurologic status (TIA, seizure)</li> </ul>	<ul style="list-style-type: none"> <li>CV imaging w/contrast, w/risk factors</li> <li>Cardiac electrophysiological tests</li> <li>Diagnostic endoscopies w/risk factors</li> </ul>	<ul style="list-style-type: none"> <li>Elective major surgery w/risk factors</li> <li>Emergency surgery</li> <li>Parenteral controlled substances</li> <li>Drug therapy monitoring for toxicity</li> <li>DNR</li> </ul>

# Using Time to Code Counseling /Coordinating Care (CCC)

Time shall be considered for coding an E/M in lieu of H-E-MDM when > 50% of the total billable practitioner visit time is CCC. Time is only Face-to-face for OP setting.

**Coding based on time is generally the exception for coding. It is typically used when there is a significant exacerbation or change in the patient's condition, non-compliance with the treatment/plan or counseling regarding previously performed procedures or tests to determine future treatment options.**

Required Documentation For Billing:

1. Total time of the encounter excluding separate procedure if billed
  - The entire time to prep, perform and communicate results of a billable procedure to a patient must be carved out of the E/M encounter time!
2. The amount of time dedicated to counseling / coordination of care
3. The specific nature of counseling/coordination of care for that patient on that date of service. A template statement would not meet this requirement.

# Counseling /Coordinating Care (CCC)?


Documentation must reflect the specific issues discussed with patient present.

## Proper Language used in documentation of time:

- “I spent \_\_\_\_ minutes with the patient and over 50% was in counseling about her diagnosis, treatment options including \_\_\_\_\_ and \_\_\_\_\_.”
- “I spent \_\_\_\_ minutes with the patient more than half of the time was spent discussing the risks and benefits of treatment with.....(list risks and benefits and specific treatment)”
- “This entire \_\_\_\_\_ minute visit was spent counseling the patient regarding \_\_\_\_\_ and addressing their multiple questions.

Total time spent and the time spent on counseling and/or coordination of care must be documented in the medical record.

# In-Patient Hospital Care



# Present on Admission (POA) & Hospital-Acquired Conditions (HAC)

- POA is defined as being present at the time the order for inpatient admission occurs. Conditions that develop during an outpatient encounter (**including emergency department, observation, or outpatient surgery**) are considered POA;
- Under the Hospital-Acquired Conditions—Present on Admission (HAC-POA) program, accurate coding of hospital-acquired conditions (HACs) and present on admission (POA) conditions is critical for correct payment.
- **The importance of consistent, complete documentation in the medical record from any and all Physicians/Practitioners involved in the care and treatment of the patient is used to determine whether a condition is POA;**
- **It is crucial that physicians/practitioners document all conditions that are present on admission;**
- The Hospital must include the POA indicator on all claims that involve Medicare inpatient admissions. The hospital is subject to a law or regulation that mandates the collection of POA indicator information.

# USING DIFFERENT LEVELS OF CARE

99223 \*  
PATIENT  
ADMITTED

99233 \*  
(PT. IS  
UNSTABLE)

99232 \*  
(PT. HAS  
DEVELOPED  
MINOR COMPL.)

99231 \*  
(PT. IS  
STABLE,  
RECOVERING,  
IMPROVING)

99238 \*  
PATIENT  
DISCHARGED

# Discharge Day Codes - *TP Time Only!*

- **CPT 99238:** TP's management of patient's D/C **took < 30 minutes.**
- **CPT 99239:** Differs from 99238 because it **requires documentation of time > 30 minutes** spent managing the patient (final exam, Rx management, POC after D/C).
  - The hospital discharge day management codes are to be used to report the total duration of time spent by a physician for final hospital discharge of a patient. The codes include, as appropriate, final examination of the patient, discussion of the hospital stay, even if the time spent by the physician on that date is not continuous, instructions for continuing care to all relevant caregivers, and preparation of discharge records, prescriptions and referral forms.

EXAMPLE: ***"I saw and evaluated the patient today and agree with resident note. Discharge instructions given to patient and Rx's. To F/U in 5 days in clinic"***

*The hospital required discharge summary is not documentation of patient discharge management for billing a 99238 or 99239 unless there is a statement that indicates that the attending personally saw the patient and discussed discharge plans on the day the code was billed.*



# Admission to Hospital - Two-Midnight Rule

- **If the physician expects a patient's stay to cross at least 2 midnights, and is receiving medically necessary hospital care, the stay is generally appropriate for inpatient admission.**
- Must have a clear inpatient order written and signed before discharge. Physician or practitioner must be:
  - –Licensed by the state to admit patients to hospitals
  - –Granted privileges by the facility to admit
  - –Knowledgeable about the patients hospital course, medical care, and current condition at the time of admission
- Must have documentation to support certification
- Anticipated length of stay
- Discharge planning

# Admission to Hospital - Two-Midnight Rule

## Exceptions to the Rule

- Inpatient only procedures
- Newly initiated acute mechanical ventilation
- Not occurring, as would be anticipated, with a procedure
- Unforeseen Circumstances such circumstances must be documented:
  - Death
  - Transfer to another hospital
  - AMA
  - Unexpected clinical improvement
  - Election of hospice care

# Two-Midnight Rule vs Observation Care

If the stay is expected to be 0-1 midnights, the stay is generally inappropriate for an inpatient admission.

If the physician expects the patient to require less than two midnights of hospital care, or if it is uncertain at time of admission how long the patient will be expected to require hospital care, then the patient should be referred to “observation” regardless of the “level of care.”

Without a reasonable expectation of a 2 midnight stay, inpatient admission is NOT dependent of “level of care”.

- For example, the use of telemetry or an ICU bed alone does not justify inpatient admission.

# Two-Midnight Rule vs Observation Care

An observation status patient may be admitted to an inpatient status at any time for medically necessary continued care, but the patient can never be retroactively changed from observation to inpatient (replacing the observation as if it never occurred).

Physician orders to "admit to inpatient" or "place patient in outpatient observation" should be clearly written. Be aware that an order for "admit to observation" can be confused with an inpatient admit. Likewise, an order for "admit to short stay" may be interpreted as admit to observation by some individuals and admit to inpatient by others.

# Observation Care Services

## Billing Guidelines

- **Procedure Codes: 99218, 99219, 99220, 99224-99226 and 99234-99236**
- Outpatient observation services require monitoring by a physician and other ancillary staff, which are reasonable and necessary **to evaluate the patient's condition. These services are only considered medically necessary when performed under a specific order of a physician.**
- **Outpatient observation services are not to be used for the convenience of the hospital, its physicians, patients, patients' families, or while waiting placement to another facility.**
- Outpatient observation services, **generally, do not exceed 24 hours.** Some patients may require a second day of observation **up to a maximum of 48 hours.**
- At 24 hours, the physician should evaluate patient's condition to decide if the patient needs to remain in observation for an additional 24 hours.

# OBSERVATION CARE SERVICES

- Hospital observation services should be coded and billed according to the time spent in observation status as follows:

<u>8 Hours or Less</u>	<u>&gt; 8 Hours &lt; 24 Hours</u>	<u>24 Hours or More</u>
99218-99220 (Initial Observation Care)	99234-99236 (Observation or Inpatient Care)	99218-99220 (Initial Observation Care) 99224-99226 Subsequent Day different calendar day
<u>Same Calendar Date</u> <ul style="list-style-type: none"> <li>Admission paid</li> <li>Discharge <b>not</b> paid separately</li> </ul>	<u>Same Calendar Date</u> <ul style="list-style-type: none"> <li>Admission and Discharge Included</li> </ul>	<u>Same Calendar Date</u> <ul style="list-style-type: none"> <li>Admission paid</li> <li>Discharge <b>not</b> paid separately</li> </ul>
<u>Different Calendar Date</u> <ul style="list-style-type: none"> <li>Admission and Discharge (99217) paid separately</li> </ul>	<u>Different Calendar Date</u> <ul style="list-style-type: none"> <li>Use codes 99218-99220</li> <li>Discharge (99217) paid separately</li> </ul>	<u>Different Calendar Date</u> <ul style="list-style-type: none"> <li>Admission and Discharge paid separately</li> </ul>



# Observation Care Services

- Subsequent Observation Care Codes are **TIME-BASED CODES** and time spent at bedside and on Hospital floor unit must be documented by the physician.
- At 48 hours, the physician should re-evaluate patient's condition and decide if patient needs to be admitted to the hospital or discharged home.
- Outpatient observation time begins **when the patient is physically placed in the observation bed. Outpatient observation time ends at the time it's documented in the physician's discharge orders.**

# Teaching Physicians (TP) Guidelines

## Billing Services When Working With Residents Fellows and **Interns**

**All Types of Services Involving a resident with a TP Requires Appropriate Attestations In EHR or Paper Charts To Bill**





# Evaluation and Management (E/M)

**E/M IP or OP:** TP must **personally document by a personally selected macro in the EMR or handwritten** at least the following:

- That s/he was **present** and performed key portions of the service in the presence of or at a separate time from the resident; AND
  - The **participation** of the teaching physician in the management of the patient.
- **Initial Visit:** “I saw and evaluated the patient. I reviewed the resident’s note and agree, except that the picture is more consistent with an upper respiratory infection not pneumonia. Will begin treatment with.....”
  - **Initial or Follow-up Visit:** “I saw and evaluated the patient. Discussed with resident and agree with resident’s findings and plan as documented in the resident’s note.”
  - **Follow-up Visit:** “See resident’s note for details. I saw and evaluated the patient and agree with the resident’s finding and plans as written.”
  - **Follow-up Visit:** “I saw and evaluated the patient. Agree with resident’s note, but lower extremities are weaker, now 3/5; MRI of L/S Spine today.”

**The documentation of the Teaching Physician must be patient specific.**

# Evaluation and Management (E/M)

**Time Based E/M Services:** The TP must be present and document for the period of time for which the claim is made. Examples :

- Critical Care Hospital Discharge (>30 minutes) or
- E/M codes where more than 50% of the TP time spent counseling or coordinating care

*Medical Student documentation for billing only counts for ROS and PFSH. All other contributions by the medical student must be re-performed and documented by a resident or teaching physician.*

# Unacceptable TP Documentation

- Assessed and Agree
- Reviewed and Agree
- Co-signed Note
- Patient seen and examined and I agree with the note
- As documented by resident, I agree with the history, exam and assessment/plan

# TP Guidelines for Procedures

**Minor** – (< 5 Minutes): For payment, a minor procedure billed by a TP requires that s/he is **physically present during the entire procedure.**

**Example:** *'I was present for the entire procedure.'*

**Major** – (>5 Minutes)

- SINGLE Procedure / Surgery — When the teaching surgeon is present or performs the procedure for a single non-overlapping case involving a resident, he/she or the resident can document the TP's physical presence and participation in the surgery.

**Example:** *"I was present for the entire (or key and critical portions and description of the key and critical portions) of the procedure and immediately available."*

**Endoscopy Procedures** (excluding Endoscopic Surgery):

TP must be present during the entire viewing for payment.

- The viewing begins with the insertion and ends with the removal.
- Viewing of the entire procedure through a monitor in another room does not meet the presence requirement.
- **Example:** *'I was present for the entire viewing.'*

# Overlapping Surgeries: CMS Requires

**2 Overlapping Surgeries** - CMS will pay for two overlapping surgeries, but the teaching surgeon must be present during the critical or key portions of both operations. Consequently, the critical or key portions may not take place at the same time.

- ✓ The teaching surgeon must **personally document** in the medical record that he/she was physically present during the critical or key portion(s) of both procedures
  - ✓ When a TP is not present during non-critical or non-key portions of the procedure and is participating in another surgical procedure, **he or she must arrange for another qualified attending surgeon to immediately assist the resident in the other case should the need arise (this cannot be a resident or fellow.)**
- **In the case of 3 concurrent surgical procedures, the role of the teaching surgeon in each of the cases is classified as a supervisory service** to the hospital rather than a physician service to an individual patient and is not payable under the physician fee schedule.

# Diagnostic Procedures

- **RADIOLOGY AND OTHER DIAGNOSTIC TESTS**

- **General Rule:** The Teaching Physician may bill for the interpretation of diagnostic Radiology and other diagnostic tests if the interpretation is performed or reviewed by the Teaching Physician with modifier 26 in the hospital setting.

- **Teaching Physician Documentation Requirements:**

- Teaching Physician prepares and documents the interpretation report.
- OR
- Resident prepares and documents the interpretation report
- The Teaching Physician must document/dictate: “I personally reviewed the film/recording/specimen/images and the resident’s findings and agree with the final report”.
- **A countersignature by the Teaching Physician to the resident’s interpretation is not sufficient documentation.**

# Global Surgery



# Global Service: 1 payment for procedure

Major = Day before procedure thru 90 days after

Minor = Day of procedure (some until 10 days after)

## Services **Included** In The Global Surgery Fee

- Preoperative visits, beginning with the day before a surgery for major procedures and the day of procedure for minor procedures.
- Complications following procedure, which do not require additional trips to the operating room.
- Postoperative visits (follow up visits) during the postoperative period of the procedure that is related to recovery from the surgery.
- Postoperative pain management provided by the surgeon.



# Services Not Included in the Global Surgery Fee

- Visits unrelated to the diagnosis for which the surgical procedure is performed. Treatment for the underlying condition or an added course of treatment which is not part of the normal recovery from surgery. Append modifier -24 to the E/M code.
- Treatment for postoperative complications that cause a return trip to the operating room, including ASCs and hospital outpatient departments. Append modifier -78 to the procedure code for the procedure provided in the operating room.
- Diagnostic tests and procedures, including diagnostic radiological procedures (no modifier required).
- Critical Care services (codes 99291 and 99292) unrelated to the surgery, or the critical care is above and beyond the specific anatomic injury or general surgical procedure performed Immunosuppressive therapy for organ transplants.

# Impacted Cerumen

- **CPT 69210** : Removal impacted cerumen requiring instrumentation, unilateral (Medicare considers it uni or bilateral)
- **CPT G0268**: Removal of impacted cerumen (one or both ears) by physician on same date of service as audiologic function testing
  - These codes should only be used when removal of impacted cerumen requires use of instrumentation and may not remove ear wax solely by irrigation or lavage.
  - Report the appropriate E/M code if cerumen removal is not impacted or does not require instrumentation.
  - Use modifier 50 if the procedure is performed bilaterally for 69210. G0268 is a unilateral or bilateral code (Medicare will not pay additional when 50 is used.)
  - Reporting of G0268 indicates that a physician removed the earwax at a separate encounter from the audiologic function testing.

# Requirements For Reporting Cerumen Removal

- The AAO-HNS and CPT define cerumen as “impacted” if any one or more of the following conditions are present:
  - cerumen impairs the examination of clinically significant portions of the external auditory canal, tympanic membrane, or middle ear condition;
  - extremely hard, dry, irritative cerumen causes symptoms such as pain, itching, hearing loss, etc.;
  - cerumen is associated with foul odor, infection, or dermatitis; or
  - obstructive, copious cerumen cannot be removed without magnification and multiple instrumentations requiring physician skills.

## • What is meant by “Instrumentation”?

- Instrumentation is defined as the use of an otoscope and other instruments such as wax curettes, wire loops, or suction plus specific ear instruments (e.g., cup forceps, right angle hook). Accompanying documentation should indicate the equipment required to provide the service. The use of a Binocular microscopy does not meet instrumentation for cerumen removal.

## • **When removal of impacted cerumen is not covered**

- Simple cerumen removal when performed by the physician or office personnel (e.g., nurses, office technicians) should not be separately reported and is not separately payable when the definition of impacted cerumen is not met.
- An E&M service and the removal of impacted cerumen are not separately payable when the sole reason for the patient encounter is for the removal of impacted cerumen.
- The patient is asymptomatic (e.g., denies pain, hearing loss, vertigo, etc.).
- Visualization aids, such as, but not necessarily limited to, binocular microscopy, are considered to be included in the reimbursement for 69210 and G0268 and should not be billed separately.

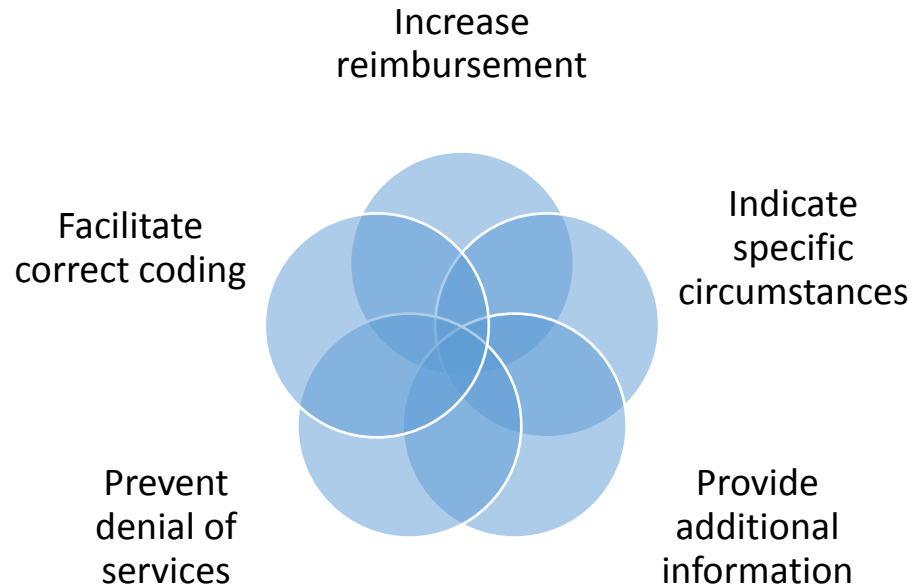
# 31575: Laryngoscopy, flexible fiberoptic; Diagnostic

- Laryngoscopy is bundled into a same-day E/M service. Society recommends to include documentation that shows why a mirror exam (included in the E/M service) of the larynx and surrounding structures is insufficient.
- Medically necessary reasons that support performing a scope include but are not limited to:
  - gag reflex preventing mirror examination
  - patient unable to cooperate to allow mirror examination due to age (such as infants) or mental condition (mental retardation, dementia, etc.)
  - hoarseness, dysphasia, aspiration not clearly evaluated by indirect laryngoscopy
  - lesion identified by mirror examination needing further evaluation
  - aspiration suspected that cannot be evaluated by mirror examination
  - evaluation of the larynx and immediate subglottis in patients for tracheal decannulation
  - acute airway obstruction evaluation.

# Modifiers: Provider Documentation **MUST** Support the Use of All Modifiers

A billing code **modifier** allows you to indicate that a procedure or service has been altered by some specific circumstance but has not changed in its definition.

## Modifiers allow to:



Documentation in the operative report must support the use of any modifier

# Minor Procedure With an E/M



# Top Procedure Codes Billed in ENT

CPT	Description	Global Days
31575	LARYNGOSCOPY,FLEX FIBER,DIAGNOSTIC	000
31231	NASAL ENDOSCOPY,DX	000
31579	LARYNGOSCOPY,FLEX/RIGID+STROBOSCOPY	000
69210	REMOVAL IMPACTED CERUMEN INSTRUMENTATION UNILAT	000
G0268	Removal of impacted cerumen (one or both ears) by physician on same date of service as audiologic function testing	000
31237	NASAL SCOPE,BX/RMV POLYP/DEBRID	000
92511	Nasopharyngoscopy with endoscope (separate procedure)	000
92504	Binocular microscopy ( <b>separate diagnostic procedure</b> ): The physician uses an operating binocular microscope to examine the ear and occasionally the nose for direct, detailed visualization. Bundled into 69210.	XXX
70210	Radiologic examination, sinuses, paranasal, less than 3 views – Requires interpretation to bill	XXX
41010	Incision of lingual frenum (frenotomy)	010



# Modifier 25 – Be ALERT

- Significant, Separately Identifiable Evaluation and Management Service by the Same Physician on the Same Day of the Procedure or Other Service.
  - The patient's condition required a significant, separately identifiable E/M service, *above and beyond* the usual pre- and post-procedure care associated with the procedure or service performed
  - The E/M service may be prompted by the symptom or condition for which the procedure and/or service was provided. As such, *different diagnoses are not required* for reporting of the E/M services on the same date.
- The service could be a minor procedure, diagnostic service, E/M visit with a preventive service or E/M with a Medicare Well Visit or Well-Woman service.
- It is **STRONGLY** recommended that 2 separate and distinct notes be included in the medical record to document the procedure and then the separate E/M service
- Only a practitioner or coder should assign a modifier 25 to a Claim – Not a biller.

# Modifier 25: 000 or 010 Global Days

- If a procedure has a global period of 000 or 010 days, it is defined as a minor surgical procedure. A global XXX it is typically a diagnostic procedure.
- In general E/M services on the same date of service as the minor surgical procedure are included in the payment for the procedure.
- The decision to perform a minor surgical procedure is included in the payment for the minor surgical procedure and should not be reported separately as an E/M service.
- However, a significant and separately identifiable E/M service unrelated to the decision to perform the minor surgical procedure is separately reportable with modifier 25.
- As of 2014 if a minor surgical procedure is performed on a new patient, the same rules for reporting E/M services apply. The fact that the patient is “new” to the provider is not sufficient alone to justify reporting an E/M service on the same date of service as a minor surgical procedure in and of itself.

# Reporting 69210 or G0268 With an E/M and Modifier 25


- When reporting an E/M visit **and** cerumen removal on the same date of service (DOS), the following criteria must be met:
  - The initial reason for the patient's visit was separate from the cerumen removal.
  - Otoscopic examination of the tympanic membrane is not possible due to the impaction;
  - Removal of the impacted cerumen requires the expertise of the physician or non-physician practitioner and is personally performed by him or her; and
  - The procedure requires a significant amount of time and effort, and all of the above criteria are clearly documented in the patient's medical record.
  - Still remaining is separately documented history, exam and MDM to code the E/M with modifier 25.

# Scope and E/M With Modifier 25

- Patient presents complaining of hoarseness (784.42). Otolaryngologist performs and documents a history, exam and medical decision-making. Based on the findings a laryngoscopy is necessary and separately documents the procedure. The scope reveals a polyp (478.4, *Polyp of vocal cord or larynx*).
- Because a separate history, exam and medical decision-making were performed from that included in the laryngoscopy, the visit meets modifier 25's definition (*Significant, separately identifiable E/M service by the same physician on the same day of the procedure or other service*).
- Link the E/M to 784.42, and link the scope to 478.4. You don't need a separate diagnosis to bill 9921x-25, but two ICD-9 codes help substantiate the E/M's significant and separate nature.

*Do not include any laryngoscopy findings in the exam toward the E/M level billed. There should be no double counting.*

# Major Procedure Modifier




# Modifier 62: Co-Surgery

**Modifier 62:** Co-Surgery - Two surgeons (usually with different skills) with specialized skills act as co-surgeons. Both are primary surgeons, performing distinct parts of a single reportable procedure (same CPT code) performing the parts of the procedure simultaneously, e.g., heart transplant or bilateral knee replacements. (pays 125% of fee schedule)

- Co-surgery may be required because of the complexity of the procedure and/or the patient's condition
- The additional surgeon is not working as an assistant, but is performing a distinct part of the procedure
- Each surgeon dictates his/her operative note describing his/her involvement in the procedure

# Modifiers 78 and 79

78	<b>Return To The Operating Room For A Related Procedure During The Post-Operative Period</b>	<ul style="list-style-type: none"><li>• Used to indicate the performance of a procedure during the postoperative period or on the same day as the original procedure to treat complications, which required return to the operating room</li></ul>
79	Unrelated Procedure or Service by the Same Physician During the Postoperative Period	<ul style="list-style-type: none"><li>• Modifier 79 indicates the performance of a procedure or service during a post-operative period was unrelated to the post-operative care of the original procedure.</li><li>• Does not apply to assistant at surgery services</li></ul>



# Modifier 82: Assistant Surgeon

**Modifier 82:** Assistant Surgeon in a Teaching Hospital: In general, the services of assistants for surgeries furnished in a teaching hospital which has a training program related to the medical specialty required for the surgical procedure and has a qualified resident available to perform the service is non-payable. However, it is covered if such services are exceptional medical circumstances.

The teaching physician **must document** in the operative note that *a qualified resident was unavailable for the procedure* and

***Documentation of qualifying circumstances must be included in the operating report.*** Medicare would add 16% of the global package.

This modifier is to be reported by the assistant surgeon only not by the primary surgeon.



# Modifier 59: Distinct Procedural Service

- ▶ Designates instances when *distinct* and *separate multiple services* are provided to a patient on a single date of service and should be paid separately.
- ▶ Modifier-59 is defined for use in a wide variety of circumstances to identify:
  - Different encounters Different anatomic sites (Different services (Most commonly used and frequently incorrect).
- ▶ **4 new modifiers to define subsets of Modifier-59:**
  - **XE - Separate Encounter**, a service that is distinct because it occurred during a separate encounter. Used infrequently and usually correct.
  - **XS - Separate Structure**, a service that is distinct because it was performed on a separate organ/structure. Less commonly used and can be problematic.
    - Biopsy on one lesion and excision on another. Biopsy is "bundled" into excision, therefore must properly bill biopsy CPT with a 59 modifier to indicate separate structure.
  - **XP – Separate Practitioner**, a service that is distinct because it was performed by a different practitioner.
  - **XU – Unusual non-overlapping service**, the use of a service that is distinct because it does not overlap usual components of the main service.

Only a practitioner or coder should designate a modifier 59 to a claim (not a biller) based exclusively on the procedure note details – not OP report headers.

# Audiology Services

- For claims with dates of service on or after October 1, 2008 audiologists are required to be enrolled in the Medicare program and use their National Provider Identifier (NPI) on all claims for services they render in office settings.
- Audiology services may be furnished and billed by audiologists and, when these services are furnished by an audiologist, no physician supervision is required.
- Orders are required for audiology services in all settings.
- Coverage and, therefore, payment for audiological diagnostic tests is determined by the reason the tests were performed, rather than by the diagnosis or the patient's condition.

# Audiology Services

- **Audiologic Function Tests (92550-92597)**

- Audiometric tests the use of calibrated electronic equipment, recording of results and a report with interpretation. Hearing tests (such as whispered voice, tuning fork) that are otorhinolaryngologic E/M services are not reported separately.
- All services include testing of both ears. Use modifier 52 if a test is applied to one ear instead of two ears. For testing of groups, use 92559 and specify test(s) used.
- For evaluation of speech, language and/or hearing problems through observation and assessment of performance, use 92506)
- Audiology services must be personally furnished by an audiologist, physicians or nonphysician practitioner (NPP). Physicians may personally furnish audiology services, and technicians or other qualified staff may furnish those parts of a service that do not require professional skills under the direct supervision of physicians.

# Common Audiology Codes

- 92550 Tympanometry and reflex threshold measurements
- 92551 Screening test, pure tone, air only (not covered by MCR)
- 92557 Comprehensive audiometry threshold evaluation and speech recognition (92553 and 92556 combined)
  - The documentation must indicate who performed the service, not just initials.
- 92567 Tympanometry (impedance testing)
- 92587 Distortion product evoked otoacoustic emissions; limited evaluation (to confirm the presence or absence of hearing disorder, 3-6 frequencies) or transient evoked otoacoustic emissions, with interpretation and report

# Audiology Services are “Diagnostic Testing”

- The payment for audiological diagnostic tests is determined by the reason the tests were performed, rather than by the diagnosis or the patient’s condition.
- A physician (or NPP) **orders testing** to obtain information as part of his/her diagnostic evaluation or to determine the appropriate medical or surgical treatment of a hearing deficit or related medical problem."
- Medical necessity includes the patient noting a change in one or more conditions, which may be new, or a change in a previous condition(s) such as hearing loss, tinnitus and/or dizziness.

# Non-Physician Practitioners (NPP's) or Physician Extenders

Who is a NPP?

Physician Assistant (PA)

Nurse Practitioner (NP)



# Shared Visits

- The shared/split service is usually reported using the physician's NPI.
- When an E/M service is a shared encounter between a physician and a NPP, the service is considered to have been performed "incident to" if the requirements for "incident to" are met and the patient is an established patient and can be billed under the physician.
- If "incident to" requirements are not met for the shared/split E/M service, the service must be billed under the non-physician's NPI.
- Procedures **CANNOT** be billed shared

# Shared Visits Between NPP and Physician

Shared visits may be billed under the physician's name if and only if:

1. The physician provides a medically necessary face-to-face portion of the E/M encounter (even if it is later in the same day as the PA/ARNP's portion); and
  2. The physician personally documents in the patient's record the details of their face-to-face portion of the E/M encounter with the patient.
- If the physician does not personally perform and personally and contemporaneously document their face-to-face portion of the E/M encounter with the patient, then the E/M encounter cannot be billed under the physician's name and must be billed under the NPP.
  - The NPP MUST be an employee (or leased) to bill shared. Documentation from a hospital employed NPP may not be utilized to bill a service under the physician.





# Bill Independently and Not Shared

## Billing Under The NPP NPI

- Does not require physician presence.
- Can evaluate and treat new conditions and new patients.
- Can perform all services under the state scope-of-practice.
- Can perform services within the approved collaborative agreement.
  - Recommend physician establish competency criteria and demonstration of performance of procedures within the collaborative agreement between the NPP and physician.

# Scribes



# Scribed Notes

- Record entries made by a "scribe" should be made upon the direction of the physician. A scribe should be merely that, a person who writes what the physician dictates and does. This individual should not act independently or obtain any information independently except to ROS and PFSH. They cannot obtain the HPI, any portion of the PE or MDM.
- The scribe must note "written by xxxx, acting as scribe for Dr. yyyy." Then, Dr. yyyy indicating that the note accurately reflects work and decisions made by him/her and then authenticate with signature.
- It is inappropriate for an employee of the physician to round at one time and make entries in the record, and then for the physician to see the patient at a later time and note "agree with above..."
- AAMC does not support someone "dictating" as a scribe by an NPP, as scribing is over the shoulder immediate documenter with no services personally performed by the scriber. In this case, the physician should be dictating their own visit. Scribes can do EMRs under their own password.

# Scribed Notes

- Individuals can only create a scribe note in an EHR if they have their own password/access to the EHR for the scribe role. Documents scribed in the EHR must clearly identify the scribe's identity and authorship of the document in both the document and the audit trail.
- Scribes are required to notify the provider of any alerts in the EPIC System. Alerts must be addressed by the provider.
- Providers and scribes are required to document in compliance with all federal, state, and local laws, as well as with internal policy.
- Failure to comply with this policy may result in corrective and/or disciplinary action by the hospital and/or department under the University of Miami Medical Group disciplinary policies applicable.
- Verbal orders may neither be given to nor by scribes. Scribes may pend orders for providers based upon provider instructions.
- The following attestation must be entered by the scribe:
  - **“Scribed for [Name of provider] for a visit with [patient name] by [Name of scribe] [date and time of entry].”**
- The following attestation should be entered by provider when closing the encounter:
  - **“I was present during the time with [patient name] was recorded. I have reviewed and verified the accuracy of the information which was performed by me.” [Name of provider][Date and time of entry].”**

# ICD-10

Looks like a go!



# Diagnosis Coding

## International Classification of Disease (ICD-10)

- ICD-10 is scheduled to replace ICD-9 coding system on October 1, 2015.
- ICD-10 was developed because ICD-9, first published in 1977, was outdated and did not allow for additional specificity required for enhanced documentation, reimbursement and quality reporting.
- ICD-10 CM will have 68,000 diagnosis codes and ICD-10 PCS will contain 76,000 procedure codes.
- This significant expansion in the number of diagnosis and procedure codes will result in major improvements including but not limited to:
  - Greater specificity including **laterality, severity of illness**
  - Significant improvement in coding for primary care encounters, external causes of injury, mental disorders, neoplasms, diabetes, injuries and preventative medicine.
  - Allow better capture of socio-economic conditions, family relationships, and lifestyle
  - Will better reflect current medical terminology and devices
  - Provide detailed descriptions of body parts
  - Provide detailed descriptions of methodology and approaches for procedures

# Clinical Trials



# Requirements for Billing Routine Costs for Clinical Trials

Effective for claims with dates of service on or after January 1, 2014 it is **mandatory** to report a clinical trial number on claims for items/services provided in clinical trials/studies/registries, or under CED.

## Professional

- For professional claims, the 8-digit clinical trial number preceded by the 2 alpha characters of CT (use CT only on paper claims) must be placed in Field 19 of the paper claim Form CMS-1500 (e.g., CT12345678) or the electronic equivalent 837P in Loop 2300 REF02(REF01=P4) (**do not use CT on the electronic claim, e.g., 12345678**) when a clinical trial claim includes:
- ICD-9 code of V70.7/ICD-10 code Z00.6 (in either the primary or secondary positions) and
- **Modifier Q0** (investigational clinical service provided in a clinical research study that is in an approved clinical research study) and/or
- **Modifier Q1** (routine clinical service performed in a clinical research study that is in an approved clinical research study), as appropriate (outpatient claims only).

## Hospital

- For hospital claims that are submitted on the electronic claim 837I, the 8-digit number should be placed in Loop 2300 REF02 (REF01=P4) when a clinical trial claim includes:
- Condition code 30;
- ICD-9 code of V70.7/ICD-10 code Z00.6 (in either the primary or secondary positions) and
- Modifier Q0 and/or Q1, as appropriate (outpatient claims only).

**Items or services covered and paid by the sponsor may not be billed to the patient or patient's insurance, this is double billing.**



# WHO IS RESPONSIBLE FOR OBTAINING APPROVAL FROM THE MAC(S) FOR AN INVESTIGATIONAL DEVICE EXEMPTION (IDE) CLINICAL TRIAL?

- The principal investigator (PI) is responsible for assuring that all required approvals are obtained prior to the initiation of the clinical trial. For any clinical study involving an IDE, the PI must obtain approval for the IDE clinical trial from the Medicare Administrative Contractor (MAC) for Part A / Hospital.
- Additionally, for clinical studies involving an IDE, the PI is responsible for communicating about the trial and the IDE to the Medicare Part B (physician) MAC.
- Once approval has been received by the MAC, the following needs to take place:
  - The Study must be entered in the Velos System within 48 hours.
  - The PI is responsible for ensuring that the IDE or the no charge device is properly set up in the facility charge master to allow accurate and compliant charging for that device before any billing will occur.

# Investigational Device Exemption (IDE)

## Hospital Inpatient Billing for Items and Services in Category B IDE Studies

- Payment for the device may not exceed the Medicare-approved amount for a comparable device that has been already FDA-approved.

## Routine Care Items and Services

- Hospital providers shall submit claims for the routine care items and services in Category B IDE studies approved by CMS (or its designated entity) and listed on the CMS Coverage Website, by billing according to the clinical trial billing instructions found in §69.6 of this chapter <http://www.cms.gov/Regulations-and-Guidance/Guidance/Manuals/downloads/clm104c32.pdf>, and as described under subsection D (“General Billing Requirements”).

# Investigational Device Exemption (IDE)

Category B Device. On a 0624 revenue code line, **institutional providers must bill the following for Category B IDE devices for which they incur a cost:**

- Category B IDE device HCPCS code, if applicable
- Appropriate HCPCS modifier
- Category B IDE number
- **Charges for the device billed as covered charges**
- If the Category B IDE device is provided at no cost, outpatient prospective payment system (OPPS) providers must report a token charge in the covered charge field along with the applicable HCPCS modifier (i.e., modifier – FB) appended to the procedure code that reports the service to furnish the device, in instances when claims processing edits require that certain devices be billed with their associated procedures. For more information on billing ‘no cost items’ under the OPPS, refer to chapter 4, §§20.6.9 and 61.3.1 of this manual.

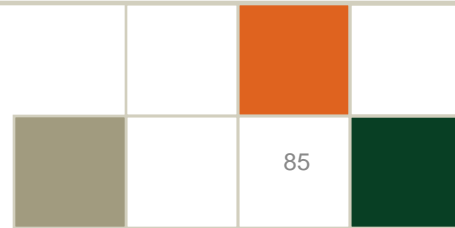
# WHEN THE TRIAL ENDS OR REACHES FULL ENROLLMENT?

When the trial ends, whether due to reaching full enrollment or for any other reason, the PI must work with their department resource and/or the relevant Revenue Integrity Office (s) to inactivate the item in the charge master so that it may no longer be used.

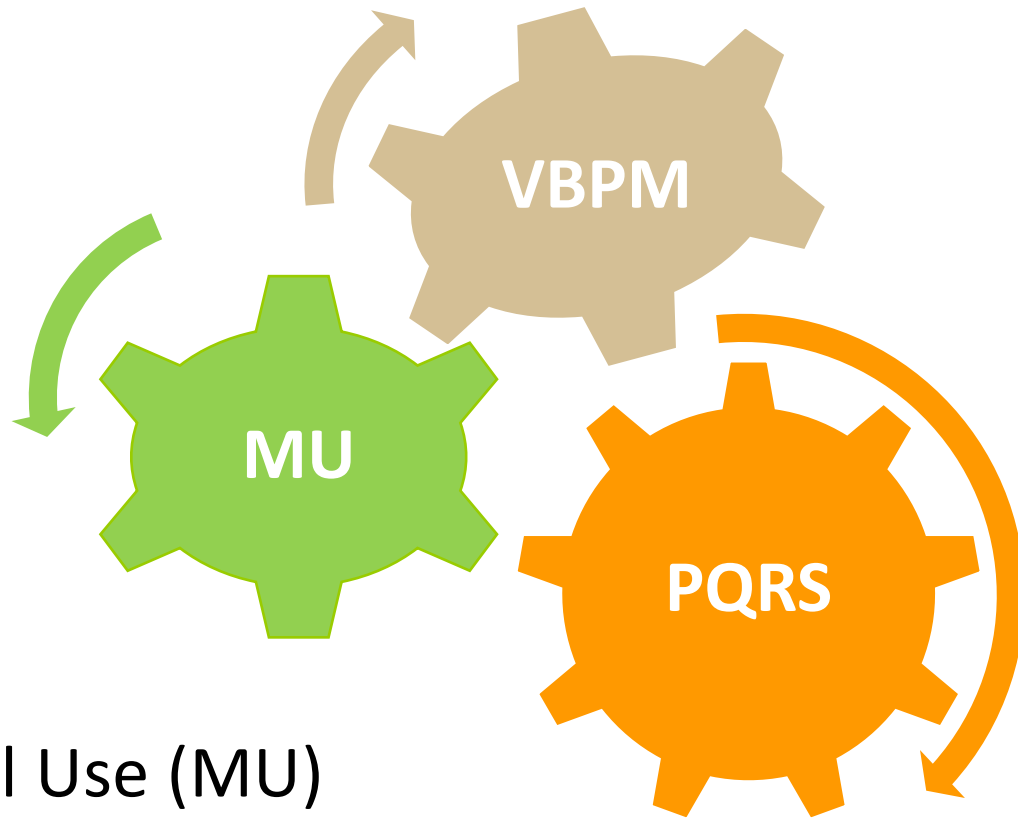
If the device is approved by the FDA and is no longer considered investigational or a Humanitarian Device Exemption (HDE) and will continue to be used at UHealth, the PI must work with their department resource and/or the relevant Revenue Integrity Office (s) to inactivate the investigational device in the charge master and to ensure that a new charge code is built for the approved device. At this point, ongoing maintenance responsibility would transfer to the relevant Revenue Integrity Office (s).

# UHealth/UMMG 2015 PQRS

## Patient Safety and Quality Office



# CMS Quality Improvement Programs



- ✓ Meaningful Use (MU)
- ✓ Physician Quality Reporting System (PQRs)
- ✓ Value Based Payment Modifier (VBPM)

# CMS Quality Programs

## Medicare Part B Payment Reductions

PROGRAM	POTENTIAL MEDICARE PAYMENT REDUCTION					
	2015	2016	2017	2018	2019	2020
Meaningful Use	1%	2%	3%	4%	5%	5%
PQRS	1.5%	2%	2%	2%	2%	2%
VBPM		4%	4%	4%	4%	4%
<b>TOTAL PENALTIES</b>	<b>2.5%</b>	<b>8%</b>	<b>9%</b>	<b>10%</b>	<b>11%</b>	<b>11%</b>

# Physician “*Provider*” Quality Reporting (PQRS)



# 2015 PQRS Eligible Providers

Physicians	Practitioners	Therapists
MD	Physician Assistant	Physical Therapist
DO	Nurse Practitioner	Occupational Therapist
Doctor of Podiatric	Clinical Nurse Specialist*	Qualified Speech-Language Therapist
Doctor of Optometry	CRNA	
DDS	Certified Nurse Midwife	
DMD	Clinical Social Worker	
Doctor of Chiropractic	Clinical Psychologist	
	Registered Dietician	
	Nutrition Professional	
	Audiologists	

# PQRS

## ➤ Reporting Requirements:

- ✓ Reporting Period= Full CY
- ✓ Report **9** Measures from **3** National Quality Strategy Domains

## ➤ Reporting Options:

- Claims, EHR, **Registry**
  - Individual or GPRO

NATIONAL STRATEGY DOMAINS					
Communication & Care Coordination	Effective Clinical Care	Efficiency & Cost Reduction	Patient Safety	Person & Caregiver-Centered Experience & Outcomes	Community/ Population Health

# Physician Impact

## *Workflow and documentation changes*

### **TO DO:**

- ✓ Study Measure Specifications
- ✓ Ensure documentation meets measure requirements
- ✓ Bill PQRS quality code when required in MCSL/UChart
- ✓ Document chronic conditions/secondary diagnoses
- ✓ Use UChart Smart Phrases
- ✓ Ensure medical support staff completes required documentation

# HIPAA, HITECH, PRIVACY AND SECURITY

- **HIPAA, HITECH, Privacy & Security Health Insurance Portability and Accountability Act – HIPAA**
  - Protect the privacy of a patient’s personal health information
  - Access information for business purposes only and only the records you need to complete your work.
  - Notify Office of HIPAA Privacy and Security at 305-243-5000 if you become aware of a potential or actual inappropriate use or disclosure of PHI, including the sharing of user names or passwords.
  - **PHI is protected even after a patient’s death!!!**
- **Never share your password with anyone and no one use someone else’s password for any reason, ever –even if instructed to do so.**
  - ✓ If asked to share a password, report immediately.
  - ✓ If you haven’t completed the HIPAA Privacy & Security Awareness on-line CBL
  - ✓ module, please do so as soon as possible by going to:

[http://www.miami.edu/index.php/professional\\_development\\_training\\_office/learning/ulearn/](http://www.miami.edu/index.php/professional_development_training_office/learning/ulearn/)

# HIPAA, HITECH, PRIVACY AND SECURITY

- **HIPAA, HITECH, Privacy & Security**

- Several breaches were discovered at the University of Miami, one of which has resulted in
- a class action suit. As a result, “**Fair Warning**” was implemented.

- **What is Fair Warning?**

- • **Fair Warning** is a system that protects patient privacy in the Electronic Health Record
- by detecting patterns of violations of HIPAA rules, based on pre-determined analytics.
- • **Fair Warning** protects against identity theft, fraud and other crimes that compromise
- patient confidentiality and protects the institution against legal actions.
- • **Fair Warning** is an initiative intended to reduce the cost and complexity of HIPAA
- auditing.
- UHealth has policies and procedures that serve to protect patient information (PHI) in
- oral, written, and electronic form. These are available on the Office of HIPAA Privacy &
- Security website: <http://www.med.miami.edu/hipaa>

# Available Resources at University of Miami, UHealth and the Miller School of Medicine

- If you have any questions or concern regarding coding, billing, documentation, and regulatory requirements issues, please contact:
  - *Gemma Romillo, Assistant Vice President of Clinical Billing Compliance and HIPAA Privacy; or*
  - *Iliana De La Cruz, RMC, Director Office of Billing Compliance*
    - *Phone: (305) 243-5842*
    - **Officeofbillingcompliance@med.miami.edu**
- Also available is The University's fraud and compliance hotline via the web at [www.canewatch.ethicspoint.com](http://www.canewatch.ethicspoint.com) or toll-free at 877-415-4357 (24hours a day, seven days a week).
- Office of billing Compliance website: **[www.obc.med.miami.edu](http://www.obc.med.miami.edu)**

# QUESTIONS

